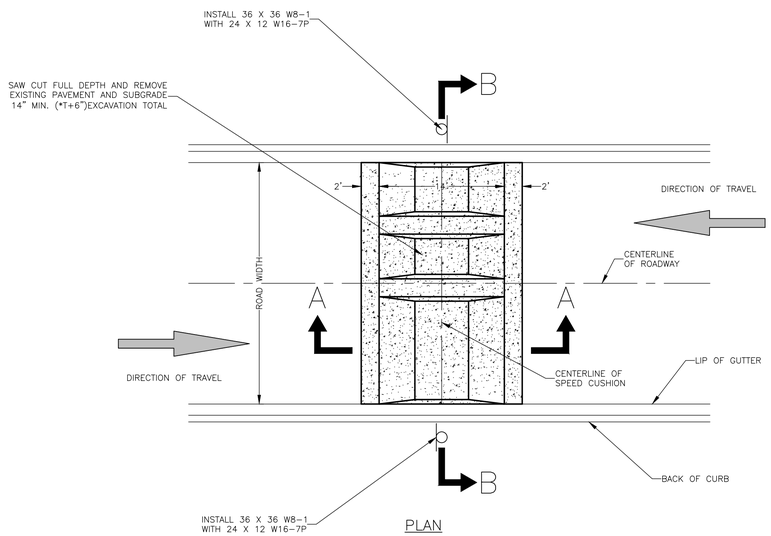

PLAN

SPEED CUSHION–TYPICAL

W8-1



W16-7P

SPEED CUSHION SIGNS

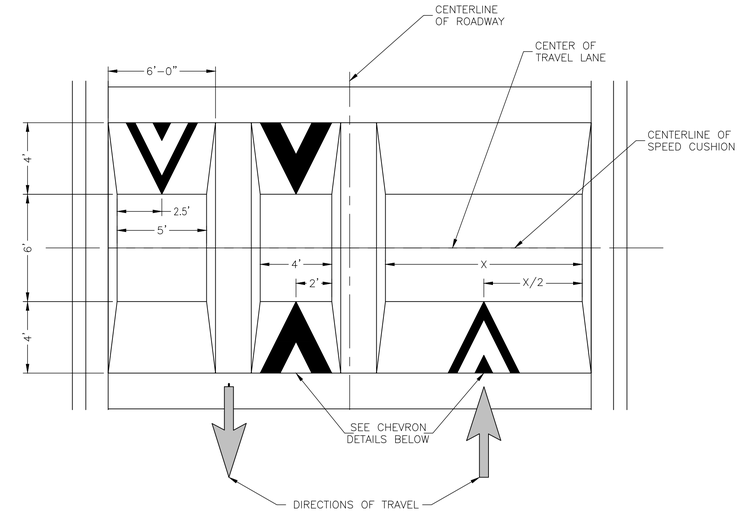

PAVEMENT MARKING
LAYOUT PLAN

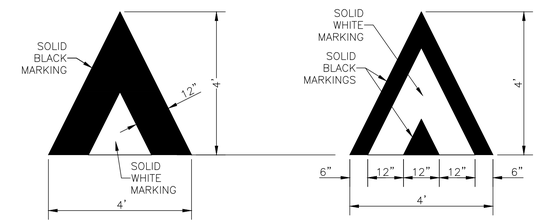

CHEVRON DETAILS

PAVEMENT MARKING DETAILS

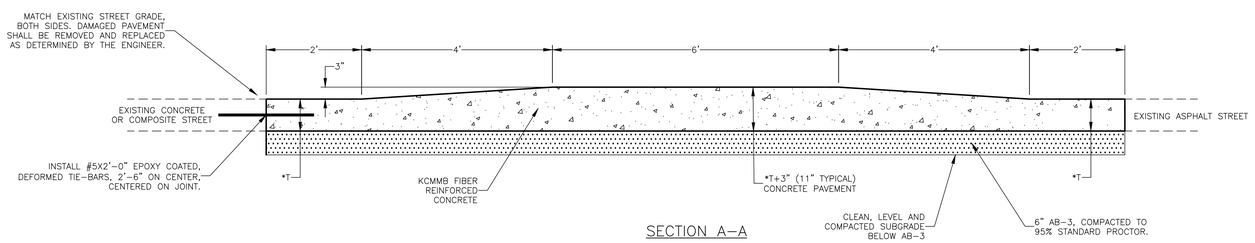

SECTION A–A

SPEED CUSHION NOTES

1. ALL SAW CUTS SHALL BE CONSIDERED SUBSIDIARY TO THE 'SPEED CUSHION' BID ITEM.
2. ANY EXCAVATION, BACKFILL AND SUBGRADE PREPARATION ASSOCIATED WITH THIS WORK SHALL BE SUBSIDIARY TO THE 'SPEED CUSHION' BID ITEM.
3. CONTRACTION JOINTS SHALL BE SAWED AT THE DIRECTION OF THE ENGINEER OR AN APPROVED REPRESENTATIVE.
4. #5 X 2'-0" EPOXY COATED, DEFORMED TIE-BARS, 2'-6" ON CENTER, CENTERED ON THE JOINT, SHALL BE INSTALLED ON LONGITUDINAL. CONSTRUCTION COLD JOINTS.
5. ALL SPEED CUSHION ITEMS ARE SUBSIDIARY TO 'SPEED CUSHION' BID ITEM.
6. *T=8" MINIMUM OR MATCH EXISTING PAVEMENT THICKNESS, WHICHEVER IS GREATER.

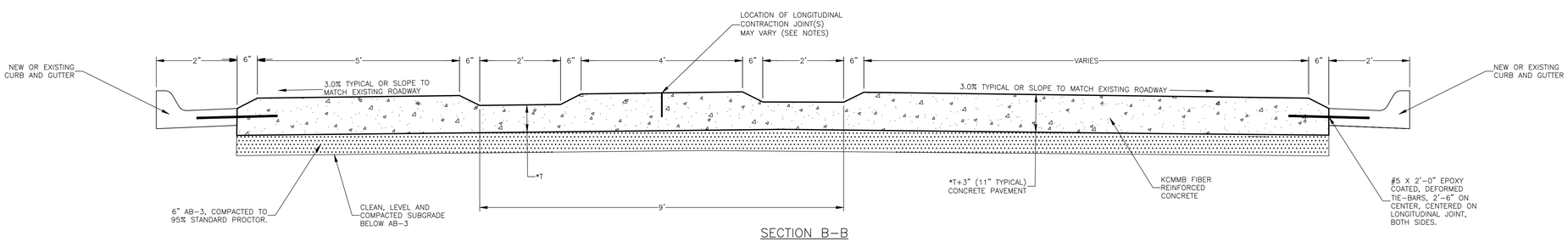

SECTION B–B

2026 EDITION SHEET _____ OF _____

DATE	BY	REVISION
04-01-26	LJM	REPLACES ALL PREVIOUS VERSIONS OF SPEED CUSHION DETAILS
04-01-25	LJM	REPLACES ALL PREVIOUS VERSIONS OF SPEED CUSHION DETAILS

Lawrence KANSAS

STANDARD DETAILS FOR
SPEED CUSHIONS

DAVID P. CRONIN
CITY ENGINEER

MAJED AL-GHAFRY
CITY MANAGER

AeccDbRoadwayState (AeccRoadway130)